

# RAINWATER HARVESTING NORTH AMERICA



# About Us

*Since 1986, Aquamate has manufactured and installed thousands of galvanized steel water tanks for rainwater, well water and fire protection applications*

## **Vertically Integrated Water Tank Manufacturer**

Aquamate is a specialist fabricator of flexible Gemembranes and steel water tanks.

By manufacturing all of the major tank components; the shell, roof and liner, Aquamate know how to optimise the design of all components to work in harmony with each other.



# History



With over 30 years of experience in lined storage tanks, Aquamate is perfectly positioned to service water storage in remote locations and harsh conditions.

Aquamate's experience in Australia, where tanks can be up to 1,000 miles from the closest town, mean we understand the importance of getting it right first time.

## **From Humble Beginnings**

Aquamate was established in 1986 to repair cracks in old concrete tanks.

A solution to these problems was found in 1986 when Aquamate installed the first kit form polymer lined steel tank.

Today, Aquamate supplies and installs polymer lined steel tanks around the world and has established itself as the leader in providing large volume water storage systems



# Tank Liners



## Flexible Polyethylene Liner

All Aquamate tanks are supplied with liners that are food grade certified to NSF/ANSI 61:Drinking Water System Components – Health Effects and come with a 20 year “No Leaks” warranty.

The liner material is manufactured in North America, then fabricated into liners at our state-of-the-art production facility in Australia.

We use a monofilament lining material, as opposed to a coated mesh, because it's resistant to fatigue cracking and super stretchy – all things you need for a durable water tank.

The quality of our tank liners is the reason we can offer a 20 year “No-Leaks” warranty.

## Inspection & Testing



Certified to  
NSF/ANSI 61

Aquamate has a comprehensive inspection and testing procedure that's strictly adhered to for all of the tank liners it manufactures.

Every tank liner undergoes a starlight inspection as part of the production process. The inspection process is perfect for pinpointing even the tiniest of holes in a water tank liner.

Aquamate's inspection and testing program ensures only the highest quality product leaves the factory. Our high quality liners form the basis of our 20 year "No Leaks" warranty.



# Tank Shells



## Lightweight Steel Panels, Heavy Duty Galvanizing

Lightweight steel panels and heavy duty galvanizing make Aquamate's tank shells perfectly suited to water storage. Aquamate's tank panels are covered in a galvanized coating that's 1.45 ounces per square foot (G145). Combined with lightweight thin-gauge steel panels, Aquamate's metal tanks have all of the required strength to resist water, wind and seismic loads without the excess material cost.

# Component Fabrication

## High Quality Steel, In-House Fabrication

Aquamate manufactures its roof trusses, ladders and tank outlets from high quality carbon steel.

All welded steel components are finished with a heavy duty galvanized coating to prevent rust and increase the service life of your rainwater tank.

Access hatches, fascia and other lightweight components are fabricated from galvanized sheet metal.



# Rainwater Tank Sizes

## Standard Water Tank Range

Aquamate's range of standard rainwater tanks have a wall height of 7'3"

Model Code	UR3D205	UR3D307	UR3D409	UR3D512
Tank Diameter	17'1"	25'7"	34'2"	42'8"
Gross Volume <sup>1</sup>	12,000 gal.	28,000 gal.	50,000 gal.	77,000 gal.
Wind Rating <sup>2</sup>	150mph	120mph	120mph	105mph
Snow Rating	20psf	10psf	10psf	5psf
Seismic Rating <sup>3</sup>	Zone B	Zone A	Zone A	Zone A

<sup>1</sup> Values provided are Nominal Capacities rounded to the nearest 1,000 Gallons. Effective capacities are dependent on individual tank fitting configuration

<sup>2</sup> Wind Speed Values are ultimate 3-sec gust based on ASCE 7-10. 4" of water ballast must be maintained in the tank at all times.

<sup>3</sup> For regions with a higher seismic rating requirement, Aquamate offer a reinforcing kit to increase the seismic rating of the tank up to a maximum of Zone E





## Space Saver Water Tank Range

Aquamate's range of space saver rainwater tanks have a wall height of 9'6"



Model Code	UR4D205	UR4D307	UR4D409	UR4D512
Tank Diameter	17'1"	25'7"	34'2"	42'8"
Gross Volume <sup>1</sup>	16,000 gal.	37,000 gal.	65,000 gal.	102,000 gal.
Wind Rating <sup>2</sup>	150mph	120mph	120mph	105mph
Snow Rating	20psf	10psf	10psf	5psf
Seismic Rating <sup>3</sup>	Zone B	Zone A	Zone A	Zone A

<sup>1</sup> Values provided are Nominal Capacities rounded to the nearest 1,000 Gallons. Effective capacities are dependent on individual tank fitting configuration

<sup>2</sup> Wind Speed Values are ultimate 3-sec gust based on ASCE 7-10. 4" of water ballast must be maintained in the tank at all times.

<sup>3</sup> For regions with a higher seismic rating requirement, Aquamate offer a reinforcing kit to increase the seismic rating of the tank up to a maximum of Zone E

# Standard Features



## 2" Outlet & 2" Drain

All Aquamate water tanks are supplied with a separate 2" outlet and 2" drain. Both fittings are supplied with robust nickel coated metal ball valves and schedule 40 pipework adaptors as standard.



## 20" Diameter Inlet & UV Guard

A large volume 20" leaf strainer inlet includes a light guard which is fitted beneath the inlet screen. The light guard prevents sunlight entering the tank to eliminate algae growth.



## 6" Overflow Fitting

A 6" Overflow assembly for each tank is fitted with an internal elbow to maximize storage capacity and a flap valve with mosquito proof screen to limit access into the tank.



## Geotextile underlay

Every Aquamate water tank is supplied and installed with a geotextile tank liner underlay which provides the ultimate protection against liner damage from imperfections in the tank base for the life of the tank.



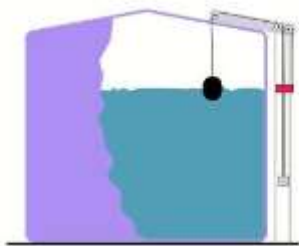
### Secure Access and Ladder

Aquamate’s heavy duty 30” wide (40” across the diagonal) hinged, lockable roof access hatch with removable ladder ensures safe access when needed and security against unwanted access.



### Roof Seal

By installing a specially formulated foam strip between the tank wall and under the corrugated roof sheets, we protect your stored water from dust, frogs and most insects.



### Mechanical Level Indicator

The “Liquidator” level indicator was designed over 15 years ago. In that time the Liquidator has proven itself to be the most simple, reliable and accurate water level gauge on the market.



### 20 Year “No Leaks” Warranty

Aquamate’s “No Service Cost” pro-rata warranty leads the industry and is supported by over 30 years of experience choosing the correct materials to survive the toughest conditions.

# Optional Features



## Decorative Fascia

Aquamate can install an optional fascia around the perimeter of the roof of your tank to protect horses and other tall animals from cutting themselves on the edge of the roof sheeting. It also enhances the appearance of your tank.



## Choice of Colors

Aquamate water tanks can be color coded prior to installation to match your home, barn or blend into the surroundings



## Rainsaver Gutter System

Aquamate offers a unique water catchment system for the roof of their water tank. Rainsaver caps are placed at the end of each roof sheet to redirect the rainwater into the tank harvesting thousands of gallons of precious rainwater that would otherwise go to waste.

# Delivery & Installation



## Easy to Deliver, Fast to Install

Aquamate steel water tanks are flat-packed when they leave the factory, to save you money on transport and reduce the risk of damage.

In most cases, an Aquamate rainwater tank can be assembled on site within a day once the base is prepared.

# Site Preparation

## Instructions

The tank pad diameter must be at least six feet larger than the diameter of the tank for installation.

1. Remove all loam, vegetation and sharp objects from the tank pad location.
2. Wherever possible, the tank site should be excavated into natural ground.
3. When excavating a site, adequate drainage must be installed to allow water to be diverted around the tank.
4. When using fill to level a tank site, adequate retaining must be constructed to maintain pad integrity.
5. Tank base material must be crushed stone or similar, with a maximum particle size of 0.25"
6. The tank base must be at least 3" thick and level within 1/2"
7. Once the tank base is complete, ensure any damage by vehicles or livestock is adequately repaired.

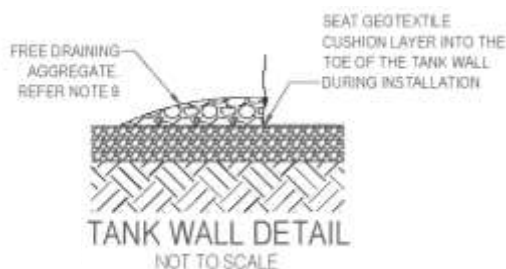
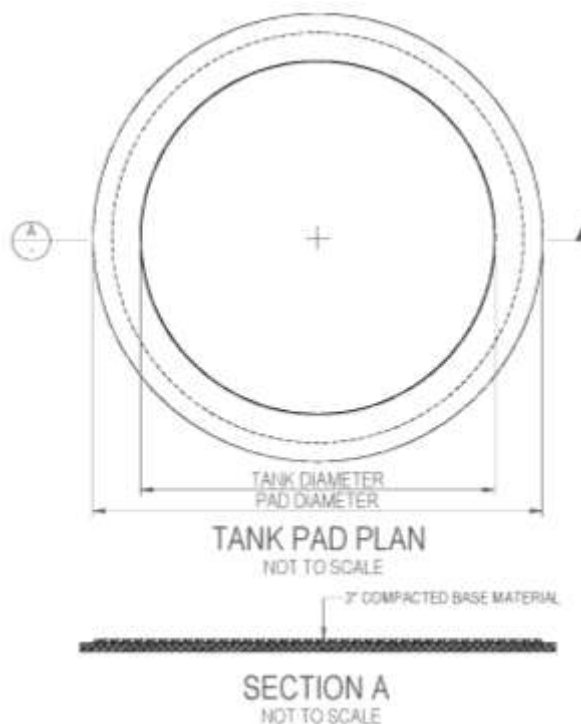
## On the day of installation

The customer is required to have available:

- ✓ Someone to advise the orientation of the fittings prior to installation starting
- ✓ Sufficient water to fill 10% of the tank volume while the installer is on site

## IMPORTANT

Once the tank installation is complete, place a layer of free-draining aggregate around the perimeter of the tank to reduce base erosion.



Model Code	D205	D307	D409	D512
Tank Diameter	17'1"	25'7"	34'2"	42'8"
Pad Diameter	24'	32'	41'	49'

# Aquamate's 20 Year "No Leaks" Warranty

## Warranties, Exclusions & Limitation of Liability

Aquamate LLC of 4906 Dillehay Drive, Ste 200, Allen TX, warrants that, new Water Tanks sold by it, as result or defects in materials and workmanship, leak during the period ending twenty (20) years from the date of purchase, Aquamate will meet a proportion of the costs of repairing or replacing the Water Tank ("Warranty Costs") and the Customer is liable to pay the balance, on a pro-rata basis, as follows:

- Aquamate will meet 100% of the Warranty Costs incurred during the first year;
- Aquamate will meet 95% of the Warranty Costs incurred during the second year (and the Customer is liable to pay 5%); and
- For each year thereafter Aquamate's liability to meet Warranty Costs incurred in that year shall decrease by 5% until the 20th year where Aquamate agrees to meet 5% of the Warranty Costs (and the Customer 95%).

To submit a warranty claim, please contact Aquamate Toll Free 844.320.TANK (8265) or send an email to [info@aquamatetanks.com](mailto:info@aquamatetanks.com). Aquamate will provide the purchaser with a Warranty Claim Form for completion. The completed Warranty Claim Form, proof of purchase and any photographic evidence requested by Aquamate must be returned to Aquamate, at the purchaser's cost and in the manner directed by Aquamate. Aquamate LLC will assess all written claims and repair or replace the product at its own discretion, on the basis set out in these warranty terms and conditions. Approval from Aquamate must be obtained before anyone takes any remedial action or the warranty claim will be rejected.

Aquamate will be responsible for any transportation costs that apply to any replacement or repaired tank that is returned to the purchaser. The purchaser is responsible for all other costs arising out of a warranty claim, including transport costs to Aquamate or its nominee, installation, handling and storage of tank contents and the disposal of any replaced tank (if applicable). If requested by Aquamate, products installed in remote and/or inaccessible locations may need to be returned to an Aquamate agent's premises or other location as required by Aquamate at the purchaser's expense to enable inspection and/or repair. Aquamate may require the removal of the contents of any tank to allow inspection and/or repair or replacement. The cost of the removal and storage of contents will be borne by the purchaser.

Aquamate will not be liable for any defects caused by:

- use of the Water Tank for anything other than the intended purpose;
- use of the Water Tank for the storage of treated or contaminated water
- use of the Water Tank for the storage of anything other than naturally occurring untreated rainwater or well water
- foreign object damage and Acts of God (force majeure);
- installation of the Water Tank other than in accordance with Aquamate's instructions including without limitation the Tank Pad Works; and
- modifications to the Water Tank by the Customer or a third party.

The liability of Aquamate is limited to (at Aquamate's discretion) replacing the Water Tank, repairing the Water Tank or payment for the cost of replacing or repairing the Water Tank. Aquamate's liability shall not, under any circumstances, extend to replacing or restoring the contents of the Water Tank. Aquamate will not be responsible for any direct or indirect costs that occur in the event of the repair or replacement of one of its Water Tanks. Aquamate is not liable to the Customer for any personal injury, incidental damages, consequential losses, or any like claims whatsoever. This warranty is in addition to any non-excludable legal rights or remedies conferred on the purchaser under any laws which apply to the goods sold by Aquamate.

Incorrect installation, handling and usage of Aquamate Water Tanks will prevent a purchaser from making any claim under this warranty. This warranty will be void if the installation is not carried out strictly in accordance with Aquamate's written instructions and maintained thereafter. The onus is on the purchaser to ensure the Water Tank is maintained correctly and sited on the prescribed tank pad as per our instruction. If the Customer fails to install the Aquamate metal dome roof within one week of installing the liner, the warranty period is reduced to 5 years and the pro-rata liability of the Customer shall be adjusted accordingly.

This warranty applies to the original purchaser only and is not transferable.

**Other than as expressly set forth herein, Aquamate expressly disclaims any other warranty of any type, whether express or implies, including any warranty of merchantability or of fitness for a particular purpose.**



**Aquamate LLC**

4906 Dillehay Drive

Suite #200, Allen, Texas 75002

P: 844.320.TANK (8265)

E: [info@aquamatetanks.com](mailto:info@aquamatetanks.com)

[aquamatetanks.com](http://aquamatetanks.com)

